


LUCAS EQUINE EQUIPMENT



seamless. flawless. timeless.

4	How to Order
5	StallBuilder
6	Stall Front Systems
7	High Stall
10	Low Stall
12	Stall Doors
16	Stall Partitions
18	Aisle Entry Doors
22	Exterior Stall Doors
26	Stall Screens
28	Windows & Shutters
30	Entrance Gates
33	Paddock Gates
34	Design Finishes
34	Coatings and Finishes
35	Hardware and Accessories
36	Stops and Guides
37	Smart Design Systems
38	Barn Views
42	Our History
43	Contact Us



@LucusEquine



@LucusEquine

EXCELLENCE

TALK TO THE EXPERTS ... IN PERSON.

The members of our sales team are also our design engineers. These guys really know and understand the technical details behind barn equipment, the latest materials on the market and how to give you the look and function you need...without blowing a budget. It's what we've been doing for more than 35 years. You'll work directly with our experts in our Cynthiana, Kentucky facility as they develop and design concepts with you, create customized CAD drawings of your project and follow the project all the way through completion.

GET EXACTLY WHAT YOU WANT.

Your needs, your style, your specifications: these things shouldn't be confined to just a few standard options. That's why we set up our design and manufacturing process to be flexible, configurable and easy to customize. Mix and match an unlimited number of styles, colors, finishes, sizes and other options to get exactly what you want ... and exactly what your barn and horses need. Custom design is easy with Lucas Equine Equipment. It's what we've been doing for more than 35 years.

PAY ATTENTION TO DETAIL. WE SURE DO.

You'll see attention to detail in everything we do at Lucas Equine Equipment. You'll find a seamless look, with all edges ground smooth to create a flawless appearance. You'll get recommendations on hinge, latch and roller track selection from our experts - because those are the details that will make your Lucas Equine Equipment purchase the most dependable equipment in your barn. And, you'll receive products that are built to your exact dimensions and specifications.

seamless.

flawless.

timeless.



HOW TO ORDER

We think it's important for you to get products that meet your needs and style exactly. That's why we make every order exactly to your specifications. With this in mind, when you order your Lucas Equine Equipment stalls, doors and windows, we'll work closely with you to follow the steps below - which helps ensure that you get precisely the product you'll be happy with for many years to come.

1 DO SOME RESEARCH

Look at photos on LucasEquine.com, visit your neighbors' and friends' barns and get a good idea of the styles you like. Try out our online *StallBuilder™* to build your own stall anytime.

2 TALK TO US

You (or your contractor or architect) can contact us to create a custom design that meets your exact needs.

Mix and match from what you see in this brochure, on our web site, or make your own unique design.

3 WE'LL SEND CONCEPTS

You'll receive concepts and pricing from our sales team. This is your opportunity to make additional alterations. Our team will give expert recommendations on designs. In this stage, you'll give us the go-ahead for your project.

4 YOU CAN REVIEW THE DETAILS

You'll get the chance to review our final technical drawings for dimensions and specifications.

5 CRAFTING YOUR EQUIPMENT

The craftsmen in our manufacturing facility use the highest quality materials and a flexible manufacturing process to carefully and efficiently craft your order.

6 INSTALLATION

You or your contractor receives your custom Lucas Equine Equipment products. Our experts are on-hand to talk you or your contractor through the installation process.

STALLBUILDER™



StallBuilder™ is an intuitive web application that allows you to configure your own custom horse stalls in real time. The program offers hundreds of customizable designs, colors, features and upgrades, giving you the ability to select the exact design you want.

Real-time pricing allows you to get ballpark estimates while designing stalls online. Our stall design experts are also on hand to offer design recommendations and formal price quotes based on your specific dimensions and requirements.

The Lucas Equine StallBuilder™ can be accessed by visiting www.LucasEquine.com and clicking StallBuilder™.

All Stall Front Systems from Lucas Equine are designed and built to order. That means the size of the steel framing, the overall shape of the stall, and the way they fit in your barn will be exactly what you want. They can be dressed up with brass accents, arches, and yokes. Or, they can be designed to have a simple style and an emphasis on function. These horse stalls can either be crafted as a full horse panel system or built directly into your horse barn by your contractor. Our stall design experts will help you select the best features for your style, your needs, and your budget. Mix and match the options and ideas you like to create your custom horse stall. Lucas Equine stalls can be designed to work with clear span barns or traditional post and beam barns.

STALL FRONT SYSTEMS





7A



7B



7C



7D

HIGH STALL FRONTS

Our high stall fronts feature tall and sturdy steel bars or crosshatch mesh. Select a yoke cut-out, brass finials, wood infill and more to create a custom horse stall that fits your traditional style.

HIGH

7 - STALL FRONT SYSTEMS

HIGH

8 - STALL FRONT SYSTEMS





HIGH

9 – STALL FRONT SYSTEMS



LOW STALL FRONTS

Swooping curves and graceful shapes are a key feature of Lucas Equine's Low Stall Fronts. Offer your horses maximum socialization and give your barn the ultimate in equestrian style.





At Lucas Equine, you can mix and match the options you like to create a custom door that's just right for your barn. We can design a hinged stall door or sliding stall door. You can add grills to mount to a contractor-built wall to create a built-in stall for your barn. Every single Lucas Equine stall door and each steel grill insert is built to order, to your exact specifications. You'll find Lucas Equine stall doors to be the most heavy duty and highest quality stall doors available anywhere. If you're looking for full panel system stall fronts, check out our pages on high stall front systems.

STALL DOORS





13A



13B



13C

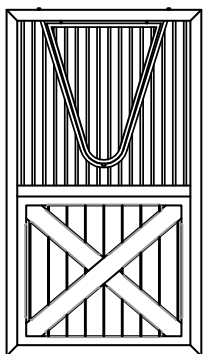


13D

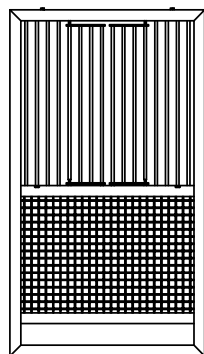
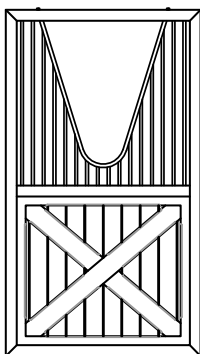
SAFER GRILL SPACING

Three-quarter-inch to one-inch steel grills with a maximum of three-inch on-center spacing (that means 2 1/4-inch gap between bars for 3/4-inch grills, and 2-inch gap between bars for 1-inch grills) provide excellent safety for your animals.

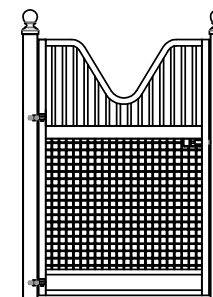
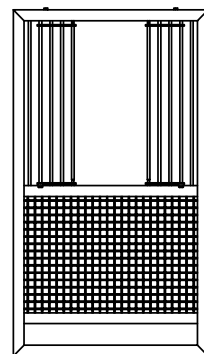




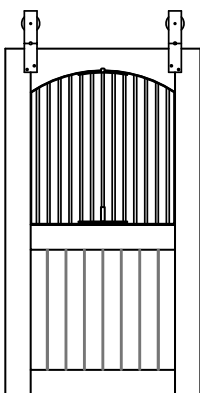
REMOVABLE V-YOKE



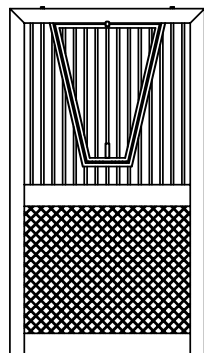
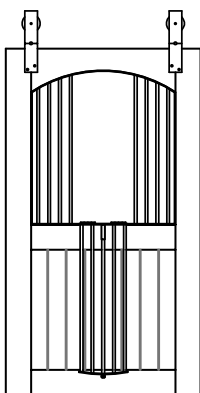
FOLD-OUT FRENCH YOKE



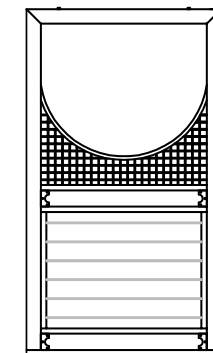
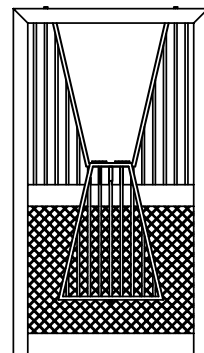
GENTLE SWOOP YOKE




FOLD-DOWN STRAIGHT YOKE



FOLD-DOWN V-YOKE



OPEN ARC YOKE




U-YOKE

Including a yoke in your stall door can offer your horses the opportunity to stick their heads into the aisle to see people and other animals. While a yoke isn't appropriate for every single horse, it can help prevent boredom and offer socialization for some horses.

Lucas Equine designs and builds horse stall partitions in a variety of configurations. They are always built to your exact specifications and measurements. These stall partitions are designed to be both beautiful and functional. There are many design options available, and the design of your partitions should be based on three things:

1. The temperament of your horses.
2. The primary use of your stalls.
3. The climate in your area.

STALL PARTITIONS







18A

AISLE ENTRY DOORS

Your aisle entry doors should make a statement. Lucas Equine barn end doors or aisle way doors have been known for decades as the most beautiful, durable, and well made doors. Your aisle entry doors are not only one of the most used parts of your horse barn, they are also one of the most visible. In fact, it's probably one of the first parts of your barn anyone sees or operates. Each Lucas Equine barn door is custom designed and custom built to fit the style and measurements you need. With Lucas Equine barn doors, you'll find seamless welds, easy to slide and open, beautiful framework, and deep, dimensional cross-bucks that are not common in other barn doors.









Exterior stall doors typically consist of a sliding or hinged door located in the back of each stall. The door opens up to the outside of the barn. To be able to contain the horse while still having the door open, a stall screen is added to the inside of the door. The stall screen and exterior door operate independent of one another for maximum versatility. An exterior stall door is a single unit that can either be placed in the open or closed position.

Any exterior stall door provides a few key functions for a barn:

- Provides direct exit from each stall, for safety in case of emergency and for easily moving horses outdoors.
- Gives an opportunity for greater cross ventilation in each horse stall.
- Allows for the creation of turnouts or runs connected to each stall.

EXTERIOR STALL DOORS

A dutch door is a hinged door in which the top of the door can be opened or closed independently of the bottom of the door. Dutch doors have two hinges and two latches. Any type of exterior stall door or dutch door can be held in the open position by adding a door holdback on the exterior of the barn.










26A

Stall screens from Lucas Equine Equipment can either be crafted in a hinged design or as a pre-hung system, complete for your door jamb. Your stall screen will be custom-built, so you can specify the width, height, finish and other options. Stall screens are frequently installed in front of exterior stall doors or dutch doors to allow excellent air circulation without giving the horse access to the turnout area, the exterior of the barn, or the door.

STALL SCREENS





Barn windows from Lucas Equine can bring ventilation and natural light to your horse barn. Made to order, so they can fit existing openings and paired with a yoke grill, our barn windows can give your horse the opportunity to stick his head outside to enjoy the environment. Our pre-hung windows are typically designed with a stainless steel continuous hinge to give you years and years of support as you open and close these heavy duty windows. In addition, Lucas Equine hinged windows are surrounded by a seamless steel frame and open a full 180-degrees to give your horses maximum room for air to flow through.

WINDOWS & SHUTTERS





30A

ENTRANCE GATES

Lucas Equine Equipment farm entrance gates are crafted with the same attention to detail and style as our horse stalls and stable doors. When designing and selecting farm gates, remember that they often make a significant impression of your property. Some of the finest horse farms in the country trust Lucas Equine to design and build their entrance gates. We can also connect you with excellent providers of electric gate operators. You'll find Lucas Equine gates on such prestigious horse farms as Spendthrift Farm, Ashford Stud, Lane's End Farm, Shadwell Farm, Spycoast Farm, and Darley USA Farms.



31A



31B



31C



31D





Paddock Gates

Lucas Equine Equipment farm paddock gates are crafted with the same attention to detail and style as our horse stalls and stable doors. When designing and selecting farm gates, remember that they often make a significant impression of your property.



DESIGN FINISHES



COATINGS & FINISHES

Choose from four different types of finishes and more than 190 colors, plus custom color matching formulations. At Lucas Equine Equipment, we take pride in the consistent beautiful finish we give our products. Our meticulous coatings experts can help you select the most appropriate finish for your needs, environment, and style.

AVAILABLE FINISHES

- Super Durable Powder Coat
- Powder Coat Primer Paint
- Hot-Dip Galvanizing

SUPER DURABLE POWDER COAT FINISH PAINT

Our nine standard colors are offered in this Super Durable Powder Coat finish, which features a highly weather-resistant and UV-resistant finish. This two-stage process begins with a base coat of zinc-rich primer, followed by a top coat of semi-gloss powder paint, cured to a hard finish by a high-heat oven. Additional colors are also available in the Super Durable finish upon request.

Highly weather-resistant • UV-resistant • Excellent hardness
Two-stage coating process • Nine standard colors


POWDER COAT PRIMER PAINT

This single-stage process applies a base coat of zinc-rich gray powder primer. This option allows you to apply your choice of finish paint on-site. On-site finish painting is popular among customers who have exact color specifications. In addition, it eliminates the concern of paint scratching during shipment or installation.

HOT-DIP GALVANIZING

This option is ideal in coastal areas, where the salt air and weather create extreme conditions for painted materials. It is the most durable of the finish options. This finish is very different from powder coating, in that it gives a textured, metallic aesthetic. The smooth, seamless, quality finish produced in our other finishes is lost when the equipment is put through the galvanizing process. However, the rust-protection of hot dip galvanizing is significant. Our galvanized equipment is put through the hot-dip galvanizing process after manufacturing is completed, for a virtually maintenance-free finish.

NINE STANDARD COLORS + HOT DIP GALVANIZED



BLACK

GRAY

WHITE

CREAM

BROWN

MAROON

RED

GREEN

BLUE

HOT-DIP
GALVANIZED

HARDWARE & ACCESSORIES

Brass accents and accessories can really add style to your barn. Add brass or white bronze ball finials, pyramid caps, flat caps, or painted finials to the posts in your stall fronts to create a high-end style. Accessories, such as tie rings, blanket bars, saddle racks, and name card holders can not only provide a beautiful look for your barn, but will also serve a functional purpose. Our latches are designed and strategically placed to keep your horses safe and secure inside the stall while making the functionality of the latch simple to use.





DOOR GUIDES

Door guides can be made of Delrin® rollers, heavy duty plastic or steel. They keep doors sliding in-line and also help keep your horses from kicking or pushing the door away from the frame. Available in floor-mounted or wall-mounted versions.

DOOR STOPS

Door stops keep the door from sliding off the track and help keep your horses from kicking or pushing the door away from the frame. Door stops can be mounted to the floor or the wall.



STAY ROLLER



WALL-MOUNTED STAY ROLLER



INTERIOR ROLLER GUIDE



SHOE GUIDE



WALL-MOUNTED DOOR STOP/GUIDE



FLOOR-MOUNTED DOOR GUIDE



FLOOR-MOUNTED SHOE STOP WITH REMOVABLE PLATE



FLOOR-MOUNTED DOOR STOP

SMART DESIGN


Built-In Options using smart design ideas when creating your stalls can result in drastic time savings, increased safety and a beautiful, integrated look in your barn. Below are just a few of the many built-in design features we can incorporate into your stall design. Or, you can ask one of our design experts to create a solution that meets your specific needs.



37A Electric outlets and switches can be integrated into your stall design, eliminating the unsightly conduit and increasing the safety of your barn.



37B Feed doors can be built into your stall front or grills. Available in any size or shape, these doors make feeding access quick and easy.



37C Gravity Latch



37D Built in watering systems allow your plumbing to run inside the stall structure, so you can access water inside every stall.



37E A swivel feeder can offer easy feeding from outside the stall, along with a seamless look for your stall front.



37F Feed Door



38A

BARN VIEWS







OUR HISTORY

With a history rooted in horse stalls, horse stable equipment, paddock gates and more, Lucas Equine Equipment takes its name from Mr. Lucas who started a company in Cynthiana that built paddock gates for the local horse farms in nearby Lexington, Kentucky.

In 1981, Dana Looker purchased Mr. Lucas' business and, with a three-man welding shop, set a goal to provide the local market with quality, custom manufactured gates, doors and grills.

Architects and builders quickly picked up on Lucas Equine Equipment's unique expertise in building horse stall components that met the demanding specifications of the local farm owners. With the support of these building professionals Lucas Equine Equipment's growth exploded.

The original facility could not handle the demands of the business and ground was broken for a new facility in 1995. Fourteen employees followed Dana to the new shop. A second building was erected on the campus in 2000.

Beginning with a three-man welding shop, Lucas Equine Equipment now provides 31 employees and their families with job security and benefits.

Today, in our almost 70,000 square foot facility, we're proud to continue our heritage of providing the highest quality product for the equine industry to horse enthusiasts throughout the world.





LUCAS EQUINE EQUIPMENT

seamless. flawless. timeless.



LUCAS EQUINE EQUIPMENT



www.LucasEquine.com

4161 US Highway 27 South | P.O. Box 158 | Cynthiana, Kentucky, USA 41031

Toll-free: 888.577.6920 | 859.234.6920 | Fax: 859.234.4546 | info@LucasEquine.com